

Scaled data based on original data using  
LM-79-08 Approved Method: Electrical and Photometric Measurements of Solid-  
State Lighting Products

Test Report Prepared for  
Cooper Lighting Solutions  
(formerly Eaton)

Brand: McGRAW-EDISON

Report Number: P387019

Luminaire Tested: **GWC-SA2D-727-U-T4FT**

Issue Date: 3/3/2020

**Test Information**

Test Method: LM-79-08  
Report Number: P387019  
TEST IS SCALED FROM IESNA LM-79-08 TEST DATA (G2-1903-205-16)  
Test Lab: INNOVATION CENTER  
Issue Date: 3/3/2020  
Manufacturer: COOPER LIGHTING SOLUTIONS (FORMERLY EATON)  
Product Line: MCGRAW-EDISON  
Catalog Number: GWC-SA2D-727-U-T4FT  
Description: GALLEON WALL LUMINAIRE  
(2) 70 CRI, 2700K, 1200mA LIGHTSQUARES WITH 16 LEDS EACH AND TYPE IV FORWARD THROW OPTICS  
Light Source: -  
Ballast/Driver: ELECTRONIC DRIVER

**Summary**

Lumens per Lamp: N/A  
Luminaire Lumens: 13624 lumens  
Efficiency: N/A  
Efficacy: 105.6 lumens/watt  
Luminous Opening: Rectangular (W 1' x L: 0.5' x H: 0')  
IES Classification: Type IV - Short  
BUG Rating: B2 - U0 - G3

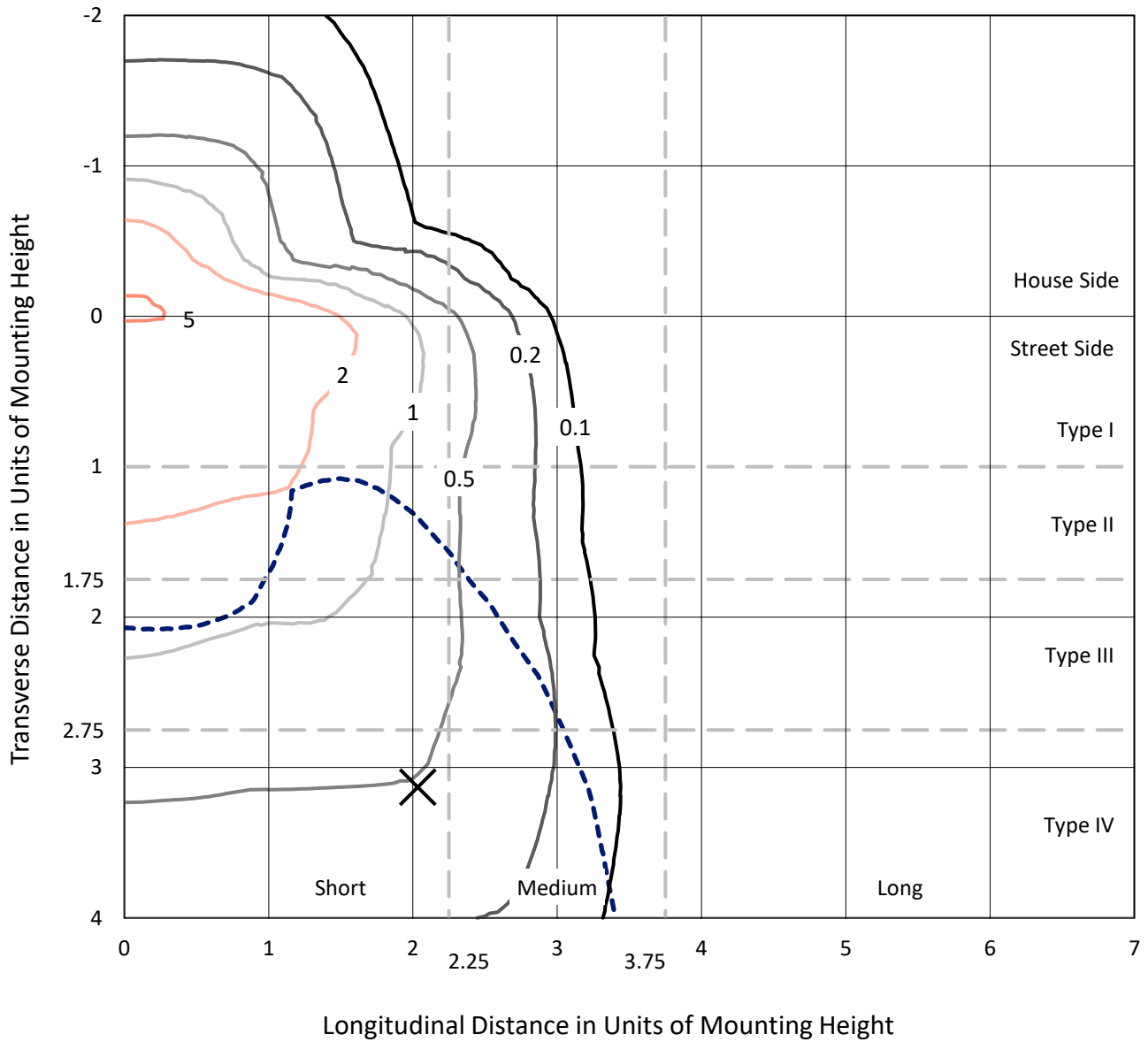
Input Watts (W): 129  
Input Voltage (V): NR  
Input Current (A<sub>in</sub>): NR  
Voltage Rise (V): NR  
Power Factor: NR  
Total Harmonic Distortion (THDi): NR  
Frequency (hertz): 60  
Stabilization Time: NR  
Operation Time: NR  
Ambient Temperature (°C): NR  
Test Distance: 24 FT



REPORT NUMBER: P387019  
 CATALOG NUMBER: GWC-SA2D-727-U-T4FT

### Iso-Footcandle Lines of Horizontal Illumination

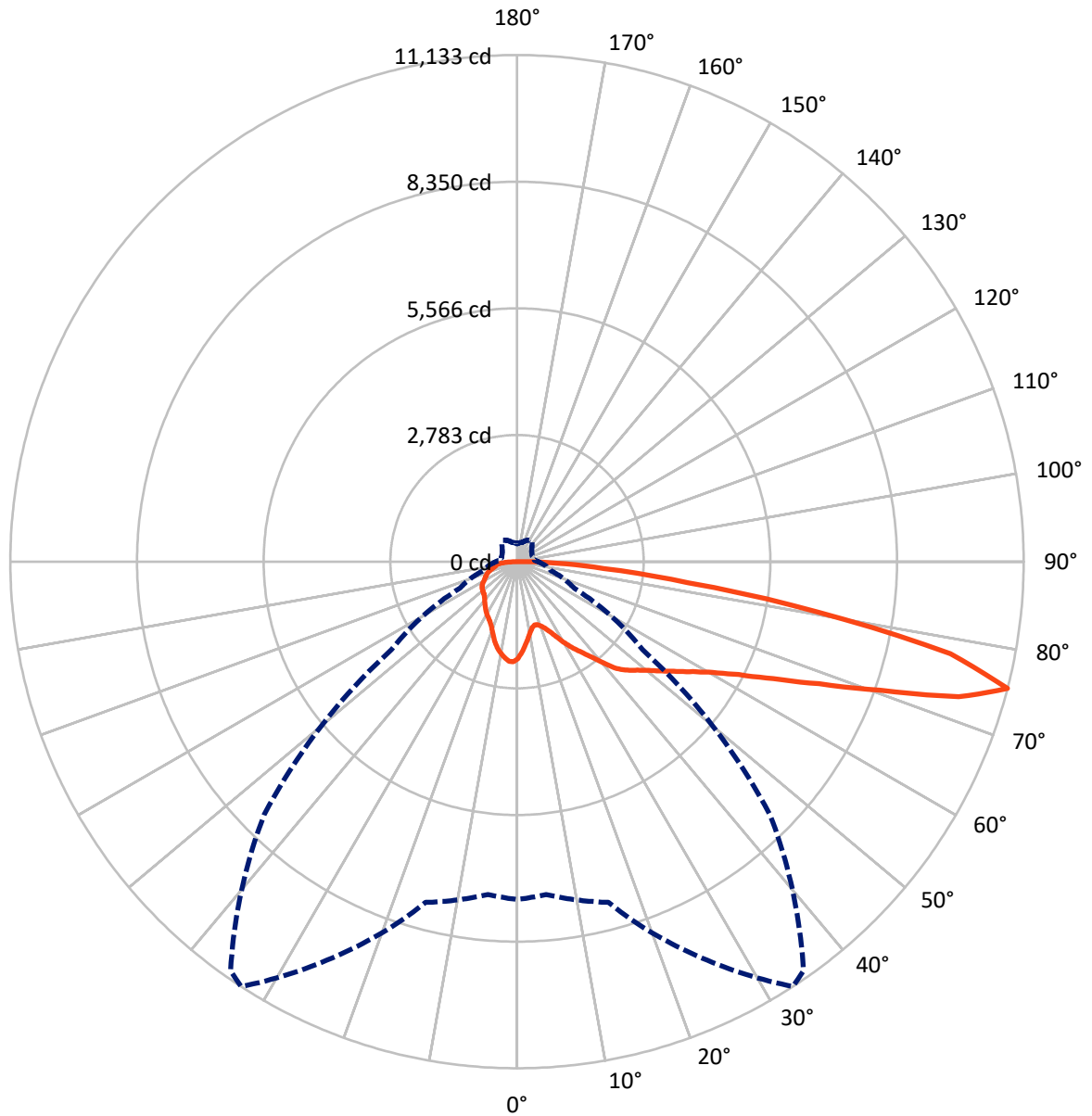
✕ Max cd  
 - - - 1/2 Max cd



Based on 20 foot mounting height. Maximum calculated value = 5.3 fc  
 Type IV - Short - N/A

REPORT NUMBER: P387019  
CATALOG NUMBER: GWC-SA2D-727-U-T4FT

### Luminous Intensity Polar Plot



— Vertical Plane Through 33-Deg Lateral    - - - Horizontal Cone Through 75-Deg Vertical



REPORT NUMBER: P387019  
 CATALOG NUMBER: GWC-SA2D-727-U-T4FT

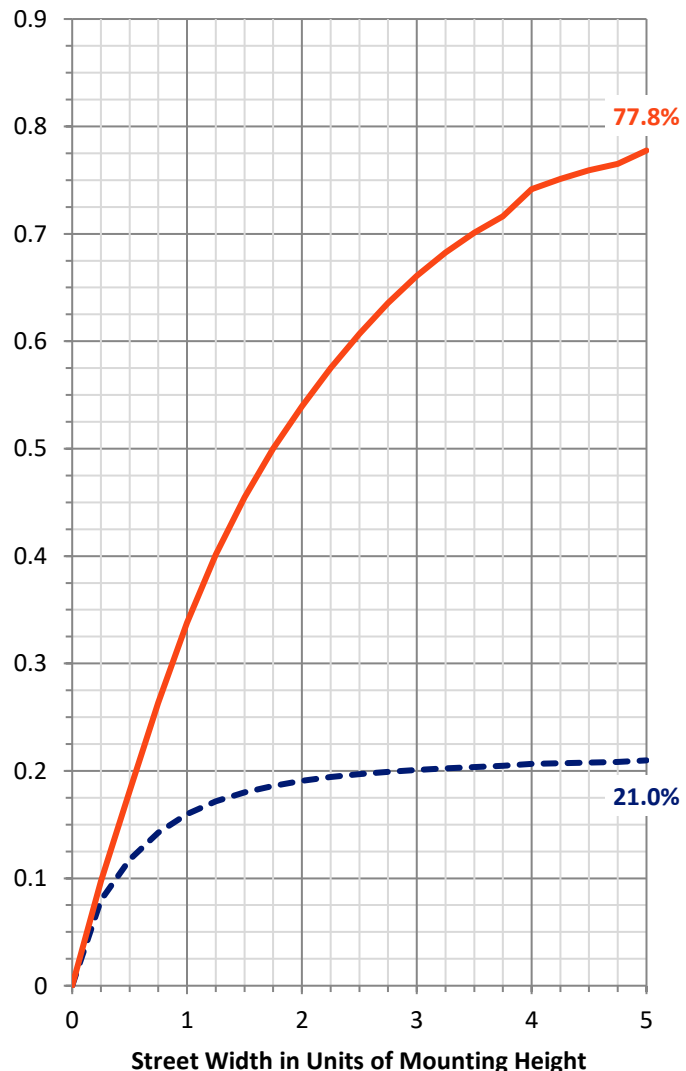
**FLUX DISTRIBUTION:**

		Downward	Upward	Total
<b>House Side</b>	Lumens	2925.4	0.0	2925.4
	% Fixture	21.5	0.0	21.5
<b>Street Side</b>	Lumens	10698.6	0.0	10698.6
	% Fixture	78.5	0.0	78.5
<b>Total</b>	Lumens	13624.0	0.0	13624.0
	% Fixture	100.0	0.0	100.0

**ZONAL LUMENS:**

Zone	Lumens	% Fixture
0°-10°	192.6	1.4
10°-20°	521.6	3.8
20°-30°	851.9	6.3
30°-40°	1268.6	9.3
40°-50°	1819.5	13.4
50°-60°	2498.0	18.3
60°-70°	3127.3	23.0
70°-80°	2829.1	20.8
80°-90°	515.3	3.8
90°-100°	0.0	0.0
100°-110°	0.0	0.0
110°-120°	0.0	0.0
120°-130°	0.0	0.0
130°-140°	0.0	0.0
140°-150°	0.0	0.0
150°-160°	0.0	0.0
160°-170°	0.0	0.0
170°-180°	0.0	0.0
0°-90°	13624.0	100.0
0°-180°	13624.0	100.0

**Coefficient of Utilization**



REPORT NUMBER: P387019

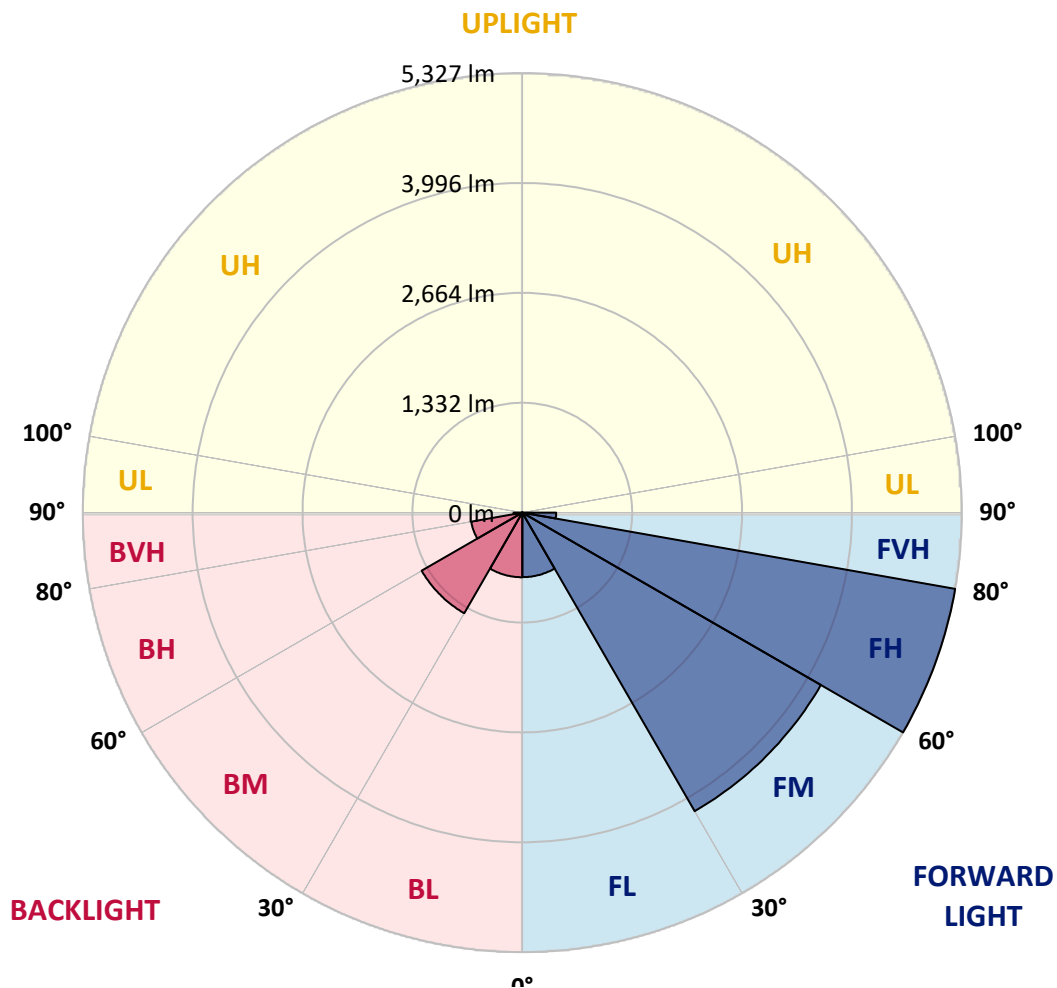
CATALOG NUMBER: GWC-SA2D-727-U-T4FT

**LUMINAIRE CLASSIFICATION SYSTEM LUMEN TABLE AND BUG RATING:**

Zone	Lumens	% Fixture	Zone Rating/Lumen Limit		
			B	U	G
FL (0°-30°)	782.5	5.7			
FM (30°-60°)	4178.2	30.7			
FH (60°-80°)	5327.5	39.1			G3/7500
FVH (80°-90°)	410.4	3.0			G3/500
BL (0°-30°)	783.6	5.8	B2/1000		
BM (30°-60°)	1407.9	10.3	B2/2500		
BH (60°-80°)	629.0	4.6	B2/1000		G2/1000
BVH (80°-90°)	104.9	0.8			G2/225
UL (90°-100°)	0.0	0.0		U0/0	
UH (100°-180°)	0.0	0.0		U0/0	

**BUG Rating: B2-U0-G3**

Type IV Short





REPORT NUMBER: P387019

CATALOG NUMBER: GWC-SA2D-727-U-T4FT

**CANDELA DISTRIBUTION (FULL):**

	0°	5°	15°	25°	33°	35°	45°	55°	65°	75°	85°
0°	2129.5	2129.5	2129.5	2129.5	2129.5	2129.5	2129.5	2129.5	2129.5	2129.5	2129.5
2.5°	1977.5	1970.0	1984.1	1986.0	1998.2	2002.9	2019.9	2046.2	2067.9	2092.8	2115.4
5°	1798.2	1793.0	1812.8	1826.9	1853.7	1865.0	1905.0	1961.0	2010.9	2067.4	2118.7
7.5°	1627.8	1625.0	1647.1	1679.1	1710.2	1725.7	1794.9	1876.3	1959.6	2050.9	2129.5
10°	1484.3	1483.4	1504.5	1536.1	1581.7	1599.1	1688.5	1795.8	1912.6	2038.2	2147.9
12.5°	1403.8	1407.1	1417.0	1443.4	1485.7	1503.1	1602.4	1728.5	1873.0	2034.0	2174.7
15°	1423.6	1428.8	1411.8	1410.9	1441.0	1454.7	1547.8	1680.5	1844.8	2041.0	2213.7
17.5°	1507.8	1508.8	1464.1	1435.8	1454.2	1461.2	1530.9	1653.3	1828.3	2057.0	2262.7
20°	1626.4	1624.1	1545.0	1497.9	1507.8	1509.7	1554.9	1653.7	1826.9	2084.8	2326.2
22.5°	1783.6	1766.2	1659.8	1595.8	1593.5	1590.7	1616.5	1688.5	1847.6	2130.0	2402.0
25°	1988.8	1972.3	1826.0	1738.4	1719.6	1712.5	1716.3	1762.9	1888.6	2178.5	2486.7
27.5°	2217.0	2188.3	2047.2	1923.4	1884.3	1874.4	1851.8	1867.8	1933.3	2225.0	2587.4
30°	2408.1	2392.6	2269.3	2122.4	2076.3	2062.2	2002.9	1985.5	1997.7	2288.6	2714.5
32.5°	2514.9	2504.6	2429.8	2311.2	2268.3	2248.6	2164.8	2130.0	2101.3	2388.8	2886.7
35°	2644.4	2637.8	2592.6	2506.5	2442.9	2422.2	2357.3	2321.0	2247.2	2526.7	3109.3
37.5°	2809.1	2802.0	2802.9	2733.3	2657.5	2638.2	2595.4	2557.3	2436.3	2707.9	3351.2
40°	2995.4	2981.8	2976.6	2973.3	2925.3	2914.5	2891.9	2840.1	2673.5	2924.4	3589.8
42.5°	3275.9	3227.4	3123.9	3163.0	3210.5	3204.9	3223.2	3148.8	2937.1	3180.4	3822.8
45°	3546.5	3467.0	3288.1	3296.6	3400.6	3432.2	3569.6	3516.9	3222.7	3460.9	4063.7
47.5°	3669.8	3609.6	3457.6	3458.0	3561.1	3626.5	3927.7	3890.1	3523.0	3779.5	4357.8
50°	3807.7	3747.5	3611.0	3662.3	3752.2	3821.8	4273.6	4254.3	3808.6	4128.2	4710.3
52.5°	3958.3	3856.2	3769.6	3861.4	3987.5	4068.4	4620.0	4567.3	4070.8	4479.3	5115.5
55°	3960.2	3932.4	3998.3	4065.6	4254.3	4353.6	4982.8	4843.5	4284.4	4824.2	5445.4
57.5°	4185.6	4140.4	4280.2	4311.3	4557.9	4669.9	5343.8	5084.0	4501.8	5088.7	5623.3
60°	4484.0	4445.4	4559.7	4641.6	4933.4	5083.1	5729.2	5331.1	4672.7	5288.2	5614.8
62.5°	4999.3	4955.5	4954.1	5068.9	5461.9	5636.0	6161.7	5573.4	4740.4	5327.8	5375.3
65°	5753.7	5684.0	5552.7	5607.3	6191.8	6365.5	6645.0	5749.0	4651.0	5116.0	4758.3
67.5°	6487.8	6485.5	6324.0	6436.1	7155.6	7294.9	7195.6	5766.4	4372.0	4378.5	3663.7
70°	7219.6	7229.0	7201.7	7591.4	8457.8	8602.7	7782.0	5532.5	3744.6	3162.0	2194.9
72.5°	7799.4	7797.1	7934.5	8939.2	10147.8	10115.3	8276.1	4823.7	2688.6	1706.9	1049.0
75°	7423.9	7342.0	7751.4	9606.5	11132.7	10974.1	7855.9	3364.9	1395.4	777.0	564.7
77.5°	4842.1	4919.8	5520.7	7935.9	9737.8	9544.9	5763.6	1570.0	657.4	509.7	409.4
80°	1753.5	1835.4	2585.1	4495.3	6709.0	6677.5	2838.2	645.2	444.7	385.0	298.4
82.5°	603.3	633.4	1019.8	1996.3	3787.9	3929.1	1067.8	366.6	323.3	273.0	204.2
85°	236.7	271.1	466.4	960.5	1910.7	1924.8	432.5	219.3	225.0	178.8	112.0
87.5°	89.9	109.2	223.1	446.1	872.5	801.4	154.8	104.5	128.0	106.4	53.2
90°	0.0	0.0	0.0	0.0	0.0	0.0	0.0	0.0	0.0	0.0	0.0



REPORT NUMBER: P387019  
 CATALOG NUMBER: GWC-SA2D-727-U-T4FT

**CANDELA DISTRIBUTION (continued):**

	90°	95°	105°	115°	125°	135°	145°	155°	165°	175°	180°
0°	2129.5	2129.5	2129.5	2129.5	2129.5	2129.5	2129.5	2129.5	2129.5	2129.5	2129.5
2.5°	2132.8	2142.7	2163.4	2177.5	2192.6	2196.8	2198.7	2202.5	2206.2	2204.8	2205.3
5°	2146.0	2165.3	2198.7	2212.8	2219.4	2211.9	2197.3	2185.5	2177.0	2172.3	2170.9
7.5°	2167.6	2194.9	2230.7	2228.3	2213.3	2179.9	2142.2	2114.0	2090.4	2082.0	2077.3
10°	2196.3	2228.3	2253.3	2226.5	2182.7	2124.8	2068.3	2024.6	1989.3	1975.6	1973.3
12.5°	2233.0	2265.5	2270.2	2213.3	2140.8	2061.7	1985.0	1927.1	1874.4	1857.5	1853.7
15°	2280.6	2311.2	2282.0	2190.2	2089.0	1982.7	1883.4	1804.8	1749.3	1728.5	1721.0
17.5°	2330.5	2359.6	2284.3	2152.1	2021.3	1889.0	1764.3	1683.8	1620.3	1596.3	1593.5
20°	2390.2	2403.4	2274.5	2097.5	1928.1	1767.6	1636.3	1560.5	1526.7	1509.7	1507.8
22.5°	2464.1	2450.0	2251.9	2023.6	1810.0	1627.4	1520.5	1485.2	1476.8	1473.0	1474.4
25°	2542.2	2498.9	2218.5	1927.1	1660.8	1487.1	1435.8	1445.7	1457.0	1455.6	1455.6
27.5°	2628.4	2548.8	2167.2	1799.1	1495.6	1372.3	1378.4	1414.7	1431.6	1431.1	1430.7
30°	2738.9	2605.3	2101.7	1645.3	1341.2	1291.4	1328.5	1372.8	1395.8	1394.9	1395.4
32.5°	2875.0	2667.4	2012.8	1473.5	1229.7	1231.6	1274.4	1318.2	1345.0	1342.6	1343.1
35°	3034.0	2737.1	1892.3	1304.1	1155.8	1184.1	1217.9	1248.5	1273.9	1270.6	1267.4
37.5°	3207.2	2805.3	1732.3	1152.5	1095.6	1139.8	1168.1	1173.2	1185.0	1176.5	1170.4
40°	3371.9	2857.5	1526.2	1028.3	1034.9	1102.2	1120.5	1099.8	1078.6	1075.8	1067.3
42.5°	3515.5	2875.0	1317.7	929.0	970.9	1062.6	1073.9	1030.6	992.5	974.6	967.1
45°	3667.0	2881.1	1123.3	845.7	909.2	1027.3	1039.6	981.7	928.0	889.5	876.7
47.5°	3865.1	2925.3	972.3	784.0	862.2	1003.8	1021.2	942.6	873.0	817.9	806.2
50°	4124.4	3012.8	849.4	737.0	831.6	988.3	1008.0	904.5	827.8	761.4	749.7
52.5°	4412.4	3093.3	750.2	698.9	801.9	961.0	991.1	877.2	785.4	709.2	696.5
55°	4613.9	3031.7	670.1	659.3	763.3	921.9	967.6	854.2	724.7	658.4	647.1
57.5°	4652.4	2820.8	609.4	618.4	716.7	873.0	931.3	802.9	691.8	636.3	624.5
60°	4547.0	2527.2	564.3	580.7	666.9	811.3	863.6	766.6	660.3	612.7	602.9
62.5°	4282.1	2226.5	530.8	546.8	620.3	748.7	821.2	728.5	628.3	585.9	576.0
65°	3747.0	1869.3	498.8	516.7	577.0	694.6	783.1	693.2	596.7	564.3	554.8
67.5°	2828.4	1400.1	468.7	484.7	538.4	647.6	741.7	658.4	566.1	545.4	534.1
70°	1665.5	876.7	434.4	451.3	497.9	598.6	697.4	620.3	528.0	518.6	504.0
72.5°	775.1	527.6	395.3	411.8	447.1	533.2	640.5	570.4	482.8	462.1	442.4
75°	462.6	385.9	349.2	363.8	388.7	463.6	569.0	519.6	440.0	412.7	392.0
77.5°	345.9	295.1	298.4	313.9	334.1	405.7	504.0	479.6	407.1	385.9	371.8
80°	249.0	224.0	243.3	260.2	281.4	369.0	482.8	443.3	368.0	339.8	326.6
82.5°	166.1	160.9	183.1	200.5	221.2	322.8	453.7	388.3	314.4	278.6	249.4
85°	91.8	96.9	123.3	130.8	148.7	227.3	371.8	312.0	236.7	190.6	182.1
87.5°	38.1	44.7	66.4	64.0	79.1	135.5	244.7	188.2	150.6	112.5	87.5
90°	0.0	0.0	0.0	0.0	0.0	0.0	0.0	0.0	0.0	0.0	0.0



Signify Classified - Internal  
Cooper Lighting Solutions Photometric Lab  
1121 Highway 74 South  
Peachtree City, GA 30269

Scaled Data Report



Report Generated By 670245982

Signify Classified - Internal  
Cooper Lighting Solutions Photometric Lab  
1121 Highway 74 South  
Peachtree City, GA 30269

Scaled Data Report



Signify Classified - Internal  
Cooper Lighting Solutions Photometric Lab  
1121 Highway 74 South  
Peachtree City, GA 30269

Scaled Data Report



Signify Classified - Internal  
Cooper Lighting Solutions Photometric Lab  
1121 Highway 74 South  
Peachtree City, GA 30269

Scaled Data Report





--- HS — SS

Signify Classified - Internal  
Cooper Lighting Solutions Photometric Lab  
1121 Highway 74 South  
Peachtree City, GA 30269

Scaled Data Report



u

Signify Classified - Internal  
Cooper Lighting Solutions Photometric Lab  
1121 Highway 74 South  
Peachtree City, GA 30269

Scaled Data Report



Signify Classified - Internal  
Cooper Lighting Solutions Photometric Lab  
1121 Highway 74 South  
Peachtree City, GA 30269

Scaled Data Report



(END OF REPORT)